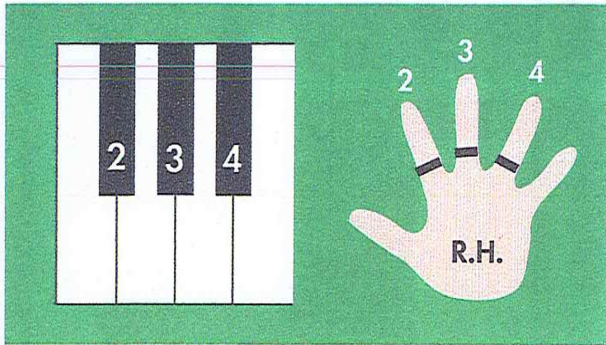


Magic Tree House

Playing R.H. Fingers 2-3-4



Tips from Millie and Marta:

1. Listen and watch your teacher play.
2. Your turn! Play and make a rainbow motion as you lift to each HIGHER 3-black-key group.

Note: The teacher may pedal as the student plays.

Start on a MIDDLE 3-black-key group.

R.H. 2 2 2
f Come climb with me,

4
3
2 play together

2 2 2
up the old tree.

Move UP to next higher group.



4
3
2

2 2 2
What do I see?

4
3
2

Rainbow!

Stay on the LOWEST 3-black-key group.



Stay on the
HIGHEST
3-black-key group.

R.H.

2

3

4

2

3

4

2

Hold and listen!

p Rain - bow is high in the sky.

Red

Orange

Yellow

Green

Blue

Purple

Can you find Tap?